

Statewide Self-Advocacy Network



Self-Advocacy Network Vision



... build a statewide peer advocacy network that links advocates, communities and statewide leadership.

- Increase representation
- Build a voice for Californians with disabilities
- Personal and group leadership skill building

Self-Advocacy Network Plan



Self-Advocacy Network Plan

State

“We have, for too long, only been included because it is the legal thing or the feel-good thing that we should do. I want the world to do better than that.”



Lisa Cooley
member of SCDD

Self-Advocacy Network Plan



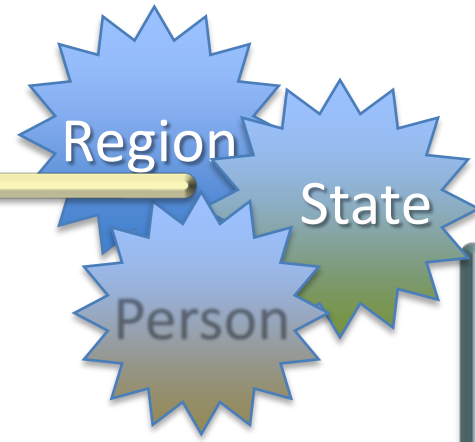
- Persons with disabilities take the lead.
- Link advocacy across California.
- Communicate strategies, goals and successes to everyone.
- Advocate with policy-makers.
- Measurable Outcomes!

Network Partners



Acronym	Organization Name
ARCA	Association of Regional Center Agencies
DDS	Department of Developmental Services
DRC	Disability Rights California
PFCA	People First of California
SCDD	State Council on Developmental Disabilities
CFILC	CA Foundation for Independent Living
UCEDD (3)	University Centers for Excellence in

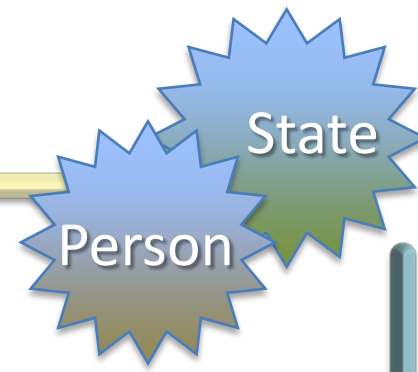
State Network Organization



- Make multi-year statewide plans
- Works on advocacy interest areas
- Leadership development
- Outcomes – real change!

How the Network Works

Quarterly two day meetings in Sacramento



- Focus on statewide ideas
- Build advocacy communities
- Share experience and report progress
- Use Think-Plan-Do
- Leadership by example

Representative Responsibilities

With
Facilitator



- Attend network meetings.
- Help create the state advocacy plan.
- Help create Area Board regional plans.
- Support activities in the community.
- Make report at meetings.

Partnership



“It will bring together self-advocates and organizations around the table to create a new avenue in the advocacy community.”



Jennifer Allen
member of SCDD

Regional Organization



Regional Groups

Identify advocacy groups and include in the local network.

Reach out and include:



- Transition
- Young adults
- Diverse cultures
- Seniors


How the Network Works

Region

State

Person

Advocacy Strategies



THINK - PLAN - DO

LEAD BY EXAMPLE

Demonstrate personal change.

Share experiences to guide others.

Advocate for rights of others, not only for one self.

Reach out to others and respect differences.

Outcomes

Region

State

Person

“I will make the unheard voices be heard. I will speak loud and clear for those who can’t.”



Jimmy Lee

Area Board 4 representative

Network Outcomes

Year 1&2



1. State plan that links advocacy groups.
2. Network members increase their personal leadership.
3. Advocacy groups, Area Boards and community have easy to use videos and booklets about advocacy.
4. People have better lives!

Yearly Meeting and Report

Region

State

Person

Summit (meeting) to go over progress:



Accomplishments

Strategies

Things that need to improve



Report to the state
Video and Booklet

Community Outreach



Network Online Newsletter

Online quarterly newsletter highlighting regional successes, strategies, tools and stories.



Conferences

Workshops and presentations at conferences

Network Online Resources



State Council on Developmental Disabilities Advocacy Resources

WATCH THE INTRODUCTION TO THE SCDD VIDEO



**SCDD Self-Advocates
Advisory Committee**

**Statewide Self-Advocacy
NETWORK**

**Advocacy Websites
and Resources**

**Other Websites
and Resources**



Network Information



State Council on Developmental Disabilities Advocacy Resources

WATCH THE INTRODUCTION TO THE SCDD VIDEO

**SCDD Self-Advocates
Advisory Committee**



**MEETING
DOCUMENTS**

**Statewide Self-Advocacy
NETWORK**



**NETWORK
OVERVIEW**

**Advocacy Websites
and Resources**



**Advocating with
Your Elected Officials**



**FEELING SAFE, BEING SAFE
Emergency
Preparedness
Webcast**

**Other Websites
and Resources**



WEBSITES



**W
FO**



RESOURCES

Network Links

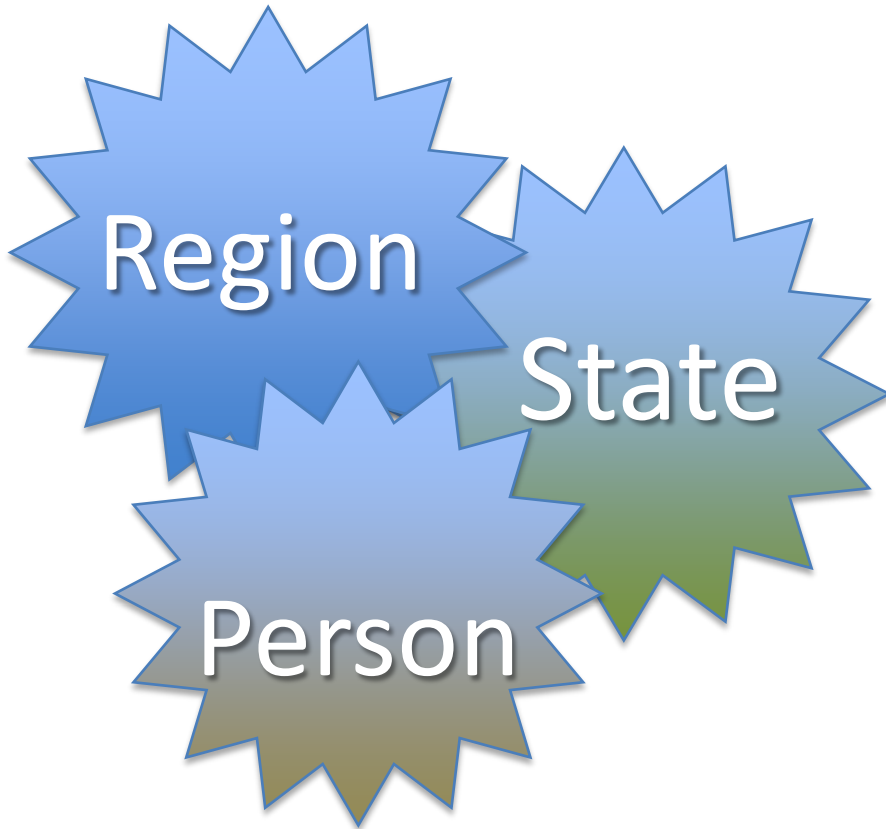


www.scddadvocacy.org




www.scdd.ca.gov

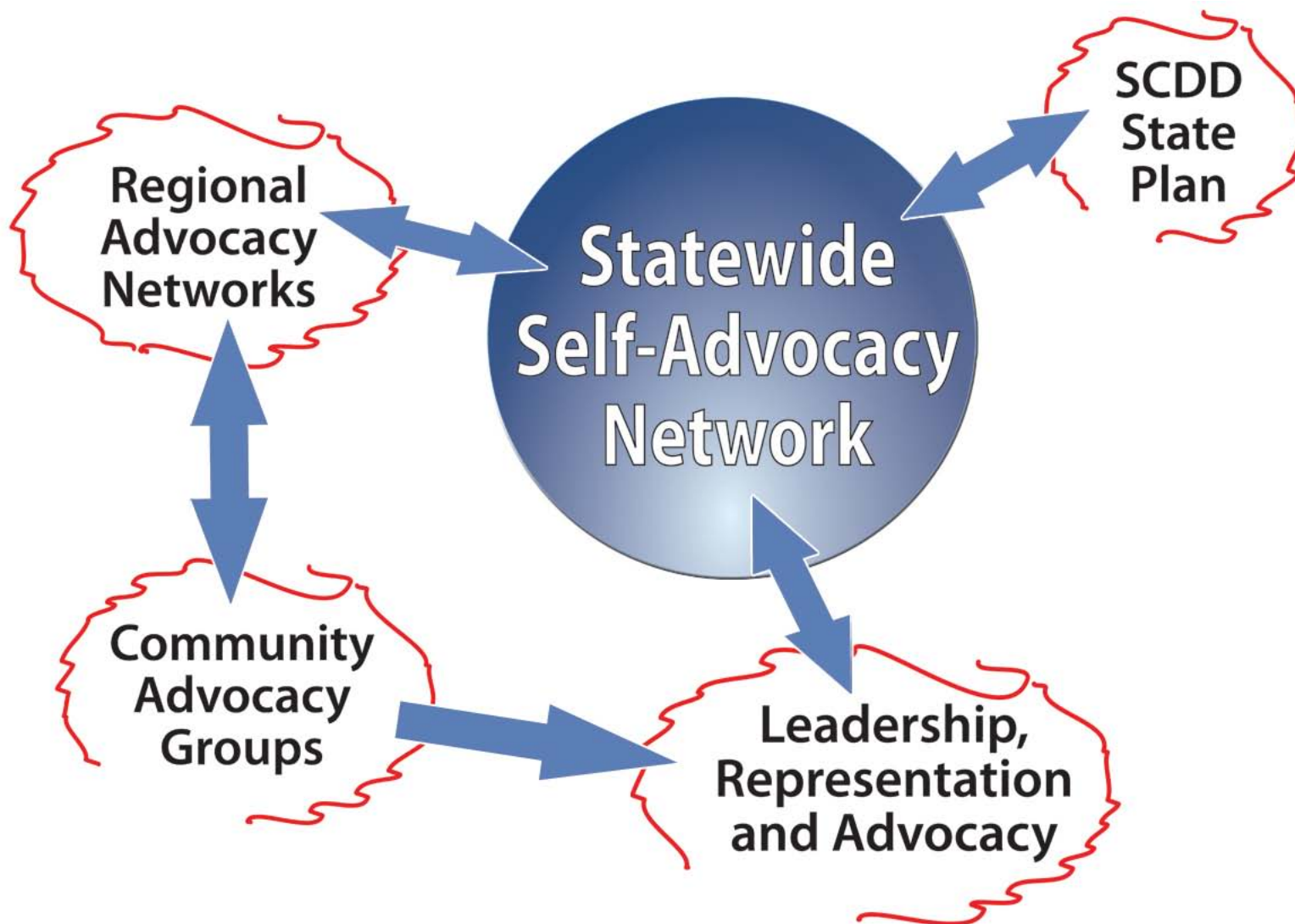
Discussion



Questions



SSAN



Our Meeting



- Review purpose of SSAN
- Practice with Tech Tools
- Mission Statement and Action Plan
- Discussion: How We Work Together

SSAN PURPOSE



“...Individuals with disabilities must **come together**,
gain skills and **use meaningful support** to **advocate**
effectively for rights to independence, self-determination and
full inclusion in their community and state.”

Molly Kennedy
Member, SCDD





■ Personal Leadership

Choose direction for your life, take action.

■ Community Involvement

Develop the knowledge/skills to make a difference.

■ Peer Representation

Speak on behalf of others.

■ Advocacy

Make your voice heard with elected officials.


SSAN PURPOSE

COMPONENTS



SSAN OUTCOMES

INCREASE



Members

- Personal leadership accomplishments
- Community involvement
- Peer representation
- Agencies work with advocacy representatives
- Advocacy - local and statewide

SSAN RESOURCES

Purpose



ONLINE VIDEO COMMUNICATION

ADVOCACY ROOM/SCDD OFFICE

ADVOCACY WEBSITE

GOOGLE GROUP SITE

NETWORK FACILITATION

BRIEFCASE



1. Flash Drive
2. Headsets with microphone
3. Laptop speaker
4. Web camera

FLASH DRIVE



1. All SSAN documents
2. Community resources
3. Employment
4. Facilitation
5. Leadership: Mission
6. SSAN Information
7. SSAN Meeting Materials

TECHNOLOGY

WWW.SCDDADVOCACY.ORG



State Council on Developmental Disabilities Advocacy Resources

WATCH THE INTRODUCTION TO THE SCDD VIDEO

**SCDD Self-Advocates
Advisory Committee**




**Statewide Self-Advocacy
NETWORK**



**Advocacy Websites
and Resources**



**Other Websites
and Resources**



TECHNOLOGY

GOOGLE GROUP

The screenshot shows a Google Groups interface. At the top, there's a navigation bar with links for Gmail, Calendar, Documents, Photos, Sites, Groups, Search, and More. A blue banner below the navigation bar reads: "The old Google Groups will be going away soon. Switch to the new Google Groups." The main content area features the large red text "SSAN" with a double-headed arrow underneath it, and the text "Statewide Self-Advocacy Network" below the arrow. On the right side, there's a sidebar with search options, a "Home" button, and a "Discussions" section containing links for "About this group", "Join this group", "Sponsored links", "Job Openings", "Internet Fax Service", and "Watch Free Videos".

- Share advocacy resources
- Peer to peer support
- Leadership strategies
- Share outcomes and recommendations
- National advocacy updates

ONLINE MEETINGS



SKYPE

- Group video calls (less than 5 people)

ADOBECONNECT

- Group video calls
- One-to-one calls
- Webinar
- PowerPoint slides



MISSION AND GOALS/LEADERSHIP



MISSION AND GOALS/LEADERSHIP

Strategy

THINK

What matters to you?

What's your passion?

What difference do you want to make?

PLAN

How will you demonstrate your advocacy?

What steps will you take?

DO

Making the difference through your actions!

MISSION AND GOALS/LEADERSHIP

PUTTING IT ALL TOGETHER



JENNIFER ALLEN

Chair, Self Advocate Advisory Committee,
SCDD



LISA COOLEY

Vice Chair, Self Advocate Advisory Committee,
SCDD

JENNIFER – MY ADVOCACY PLAN

Leadership Goals and Support

ADVOCACY MISSION:

Provide information about resources and independent decision-making to high school students who are preparing to enter the community. Use my experiences to encourage and lead others by my example in advocacy leadership, financial planning and organization.

ADVOCACY LEADERSHIP GOAL EXAMPLE (FINANCIAL PLANNING)

THINK - what it means to me

Many people with disabilities have a lot of debt and run out of money every month. Being debt free means having worrying less, fixing my credit score and giving me freedom.

Debt is a burden, it hinders me every day and takes away from my advocacy work. Once I am debt free - my goal is 2013 - I can show others how I did it and what type of support I used.



_____ { 1 } _____

JENNIFER – MY ADVOCACY PLAN

PLAN - steps I will take

1. Contact utility companies to see about special programs to reduce monthly charges.
2. Decide on what debt I will pay off first.
3. Focus on paying it off.

Decision:

I will pay off debt to check cashing store I have owed for 3 years.

Reason:

The loan costs a lot of money every month and I always run out of food or supplies

DO - action steps

1. Save money from a reimbursement from a provider.
2. End of April, go to check cashing store and pay off the entire loan.
3. Once the loan is paid off, use the extra money I spend each month on the loan to pay off a credit card.
4. Once the debt is paid, put together a presentation and teach other self-advocates about why it is important to be debt free and have money for things that are important. For me, it is my grandchildren.

LISA – MY ADVOCACY PLAN

Leadership Goals and Support

LISA'S ADVOCACY MISSION:

Provide information about resources to people with and without disabilities who are preparing to enter adulthood or move into the community. I will use my current Think-Plan-Do experiences to encourage and lead others by my example in advocacy leadership and financial planning so they can have successful lives.

ADVOCACY LEADERSHIP GOAL EXAMPLE (FINANCIAL PLANNING)

THINK - what it means to me

I want to have my own money! It is important to pay off my debts and not owe any money so I can begin saving for my future life. No more monthly payments, so it is easier to rent my future apartment!

Paying off debts is hard because it means making choices and there may be times when I have to say "**NO**" to my family.



_____ { 1 } _____

LISA – MY ADVOCACY PLAN

PLAN - steps I will take

1. Make a list of how much money I owe and who I owe it to.
2. See how much interest I am paying every month.
3. Make a budget.
4. Tell my family that I have to pay off a credit card and will not be able to help out as much.
5. Focus on paying off one debt at a time.

Decision:

I will pay off a credit card that has high interest.

Reason:

I am spending a lot of my money every month on interest and do not have enough for doing the things I want to do.

DO - action steps

1. Make my budget with support from my facilitator.
2. Tell my family my budget and plan to pay off a credit card now.
3. Begin payments in April and pay off by June 2012.
4. Once the debt is paid, I will go around and teach young adults how important it is to have a budget, be in charge of your own money and be careful when you take out credit cards.
Always - pay your credit cards in full every month.

COMMUNITY ASSIGNMENT

COMMUNITY LEADERSHIP

April 2012

SSAN

PERSONAL LEADERSHIP

tip! Use template provided

1. Watch the Leadership DVD video "Mission Statement"
2. Complete "Mission Statement Guide"
3. Create your own advocacy mission statement
(include: mission, key words, goals, action plans)
4. Complete "facilitation plan" with facilitator
(create agreement for the support you want)

TECHNOLOGY

tip! Ask for support

1. Accept invitation to join SSAN Google Group
www.groups.google.com/group/cassanetwork
2. Post a comment on the group site
3. Practice one (1) video call with area board/sponsor agency

OUTREACH

tip! Use resources on your flash drive

1. Meet with area board/sponsor to begin organizing regional group
2. Share SSAN purpose with advocacy group, board or regional center.

